

touchCUE-12-M

12.1" Wired On-Wall Touch Panel



Main Features

- Edge-to-edge front glass
- Slim aluminium unibody enclosure
- 12.1" touch screen display with wide viewing angles
- Resolution 1 280 x 800 pixels
- Display colors 32-bit (True Color)
- Projected capacitive touch overlay
- Video preview
- Single cable Ethernet connection
- Power over Ethernet Plus power supply
- Built-in microphone, speakers, light and proximity sensors
- Multisurface installation, e.g. glass wall
- Compatible with VESA standard 75 x 75 mm

Description

The touchCUE-12-M is wired built-in touch panel offering clean modern design with edge-to-edge front glass and sleek aluminium body. It is ideal front-end for any on-wall applications. Fully compatible with CUE controllers and interfaces, this touch panel provides the ultimate one-touch solution for meeting rooms, conference rooms, boardrooms and high-tech homes.

The 12.1" active matrix touch screen display offers resolution 1 280 x 800 pixels and it produces stunning true color images. Touch panel is equipped with projected capacitive touch overlay. Single cable Ethernet connection provides easy network integration. The touch panel is equipped with Power over Ethernet Plus (PoE+) technology enabling an Ethernet network cable to deliver both data and power.

The touch panel installs easily on the wall using adhesive foil or screws.

Cable bushings are prepared for network cable installation from left or right side as well as from the bottom. Hole for network cable is prepared on rear side too. When installed the touch panel protrudes 32 mm from the mounting surface.

Installation on a Wall

The touch panel installs easily on the wall using adhesive foil or screws. Cable bushings are prepared for network cable installation from all 4 directions. Hole for network cable is prepared on rear side too.

Installation using adhesive foil is typically used for a glass wall. Delivered adhesive foil is installed on the wall and then touch panel is attached by adhesive tape installed on the rear side of the back cover.

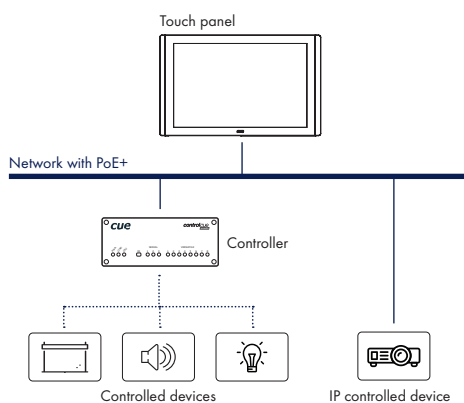


Installation using screws can be used for wooden walls, furniture as well as for holders compatible with VESA standard 75 mm x 75 mm. Four holes are prepared on the rear side of the back cover.

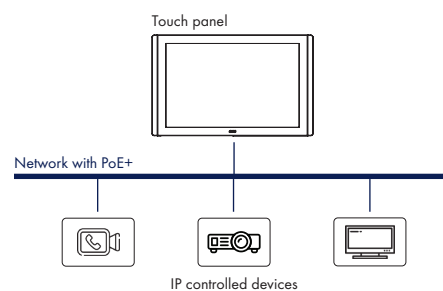


Application Diagrams

The following diagram describes the use of touch panel with controller and IP interfaces. In this case the touch panel serves as graphic user interface only.



The following diagram describes the use of touch panel with IP interfaces only. This configuration allows to create cost effective distributed control solution where touch panel serves as controller and graphic user interface in one box. In Cue Visual Composer touch panels and controllers are programmed in the same way, which makes possible to use touch panels as fully functional control units.



touchCUE-12-M

12.1" Wired On-Wall Touch Panel



Specifications

Touch-screen display

- Color a-Si TFT LCD with LED backlight
- Size 12.1" / 307.3 mm diagonal, wide screen
- Resolution 1 280 x 800 pixels
- Display colors 32-bit (True Color)
- Transparency 8-bit Alpha blending
- White luminance 400 cd/m²
- Response time 15 ms
- Contrast ratio 1000 : 1
- Pixel pitch 0.204 x 0.204 mm
- Pixel density 125 ppi
- Viewing angle $\pm 80^\circ$ horizontal, $\pm 80^\circ$ vertical
- Projected capacitive touch overlay
- Edge-to-edge glass

Built-in sensors

- Light sensor for automatic backlight dimming
- Proximity sensor for automatic backlight switching on

Buttons

- System Default

Memory

- 512 MB RAM
- microSD Card min. 8 GB

Software

- XPL² runtime for application created in Cue Visual Composer
- Admin Web for setup

Video

- Streaming video preview
- Formats: MJPEG, H.264

Audio

- Built-in microphone
- Built-in speakers

Network

- 10/100 BaseT LAN, RJ-45 connector
- 802.1X authentication mechanism supported
- Proxy Server support

Power supply

- Power over Ethernet Plus (PoE+), IEEE 802.3at / Class 4 compatible
- Power consumption
 - 1.8 W - screen saver mode
 - 8.3 W - default brightness 70%
 - 12.4 W - brightness 100%

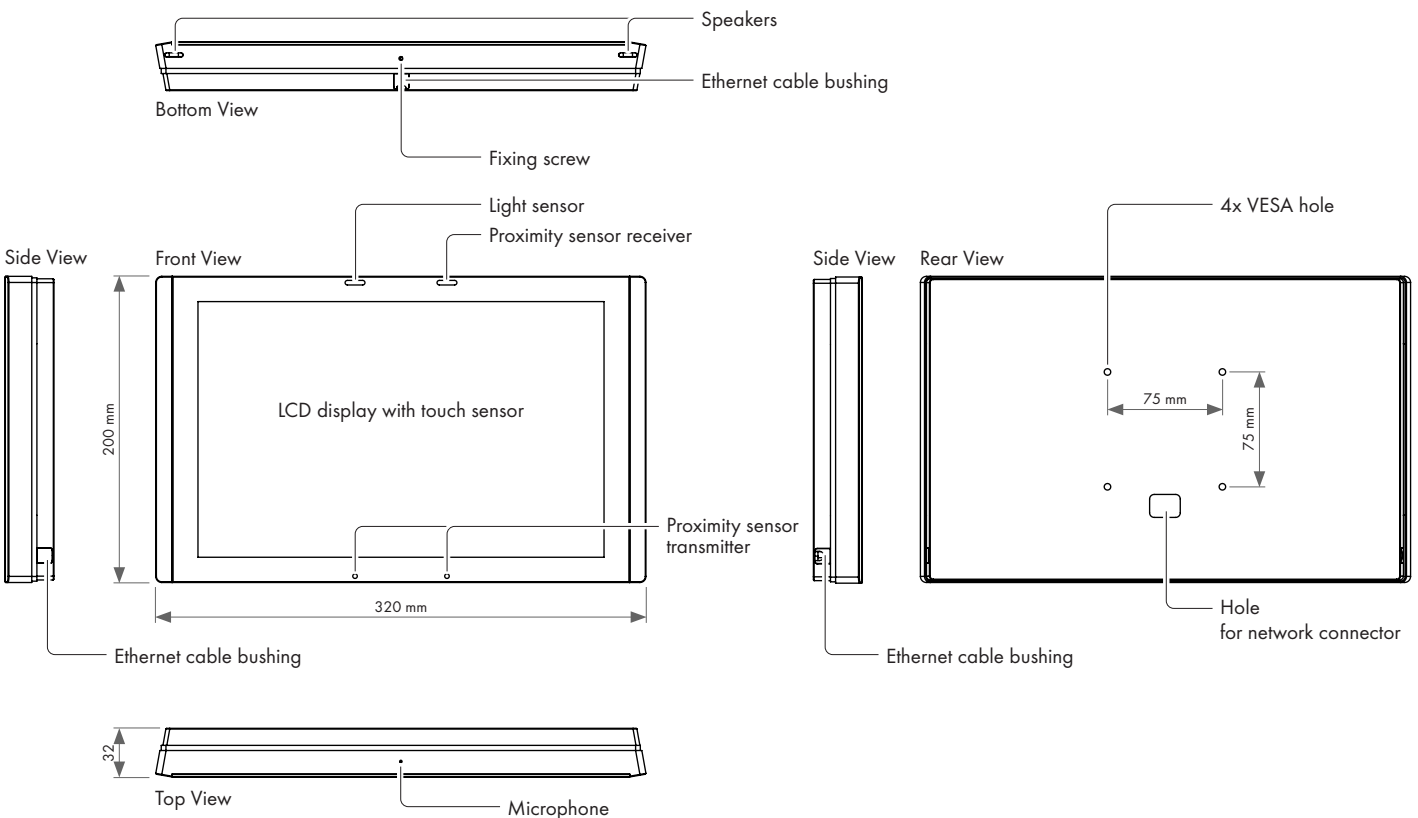
Physical

- Sleek aluminium body, edge-to-edge front glass
- Multisurface, eg. glass wall installation
- Compatible with VESA standard 75 mm x 75 mm
- Protection IP30
- Dimensions 320 x 200 x 32 mm / 12.6" x 7.9" x 1.3"
- Weight 2.2 kg / 4.9 lb

Environment conditions

- Operating temperature 10° to 40° C
- Storage temperature 0° to 60° C
- Relative humidity 10% to 90% non-condensing

Mechanical Description



Box Contents

Touch panel touchCUE-12-M
Fixing screw
Adhesive foil
Squeegee

Ethernet cable
Cleaning tissue
Quick Start

Order Information

Product code CS0540